

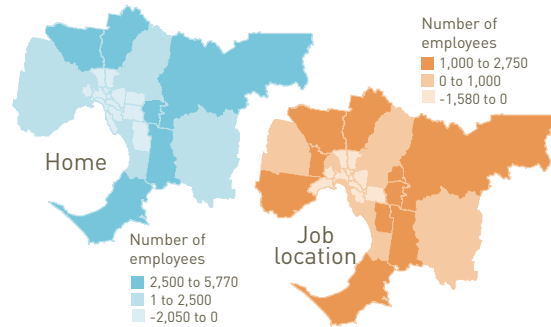
Construction and communication changes

Construction industry 1971 to 2001

While employment in Melbourne's construction industry has increased overall, jobs decreased in inner and middle areas, with the exception of Port Phillip, which experienced strong growth. Middle to outer areas also experienced increased employment, reflecting increased building activity. Despite declining numbers, the City of Melbourne remains the clear leader in construction jobs.

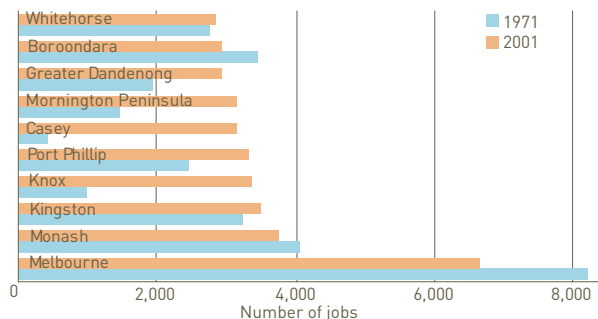
1 Changes in home and job location of construction employees, 1971-2001

Local Government Areas



2 Top 10 job locations - Construction, 1971 and 2001

Local Government Areas

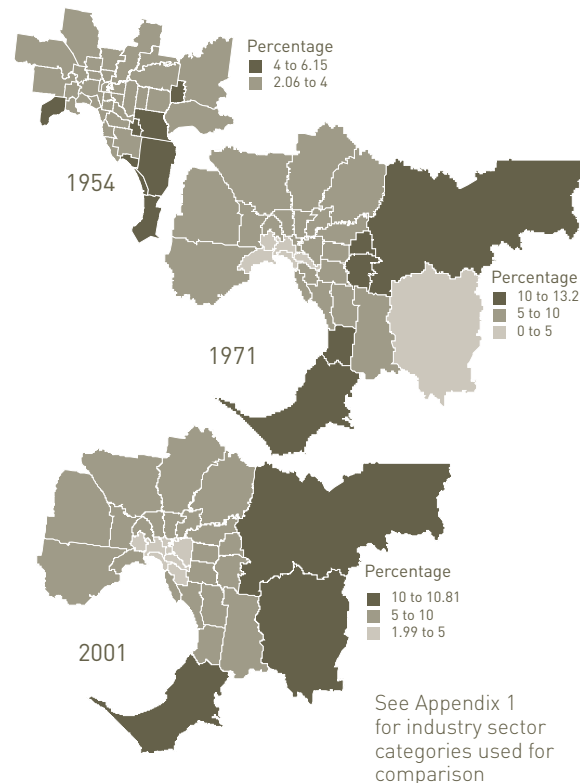


Building and construction 1954 to 2001

In 1954, areas with the higher concentrations of residents employed in building and construction were the eastern suburbs of Mulgrave, Oakleigh, Dandenong, Mordialloc, Chelsea, Frankston and Ringwood, which were at various stages of development. By 2001, developing areas such as Cardinia had above average concentrations of construction workers. Proximity to jobs and the space requirements of equipment and work vehicles may be a factor in the outward shift of construction workers.

3 Home location of building and construction workers, 1954-2001

Local Government Areas, 1954, 1971 and 2001



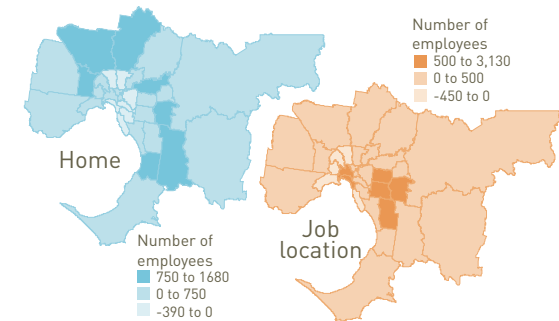
See Appendix 1 for industry sector categories used for comparison

Communications 1971 to 2001

Employment in communications increased 52% between 1971-2001, with 24% of new jobs located in the City of Melbourne. Other key areas of growth, all located in Melbourne's east, were Monash, Port Phillip, Whitehorse and Greater Dandenong, accounting for a further 56% of new jobs. Moonee Valley, Hobson Bay, Moreland, Maribyrnong and Bayside saw a decline in jobs. Communications accounts for a small share (approximately 2.3%) of Melbourne's overall employment.

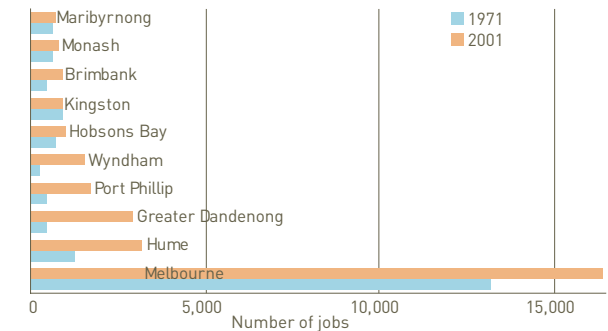
4 Changes in home and job location of communications employees, 1971-2001

Local Government Areas



5 Top 10 job locations - Communications, 1971 and 2001

Local Government Areas



Sources: 1-2,4-5 ABS, *Census of Population and Housing, 2001*; DSE, 1971-2001, unpublished estimates of employment data; 3 MMBW, 1954, *Melbourne Metropolitan Planning Scheme surveys and analysis, 1954 Census of Population and Housing*; ABS, *Census of Population and Housing, 2001*; DSE, 1971-2001, unpublished estimates of employment data