

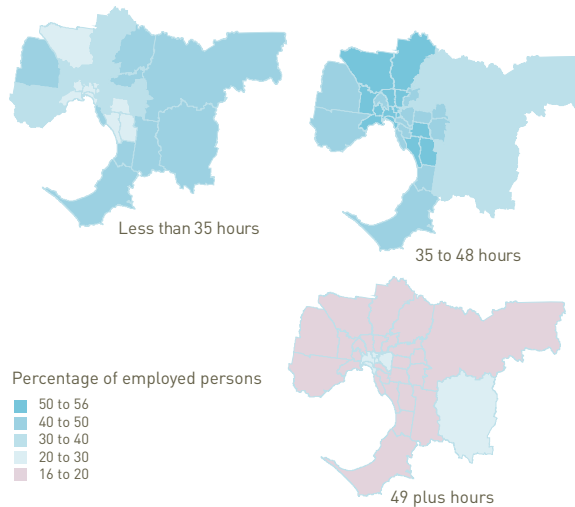
Working hours

Weekly working hours

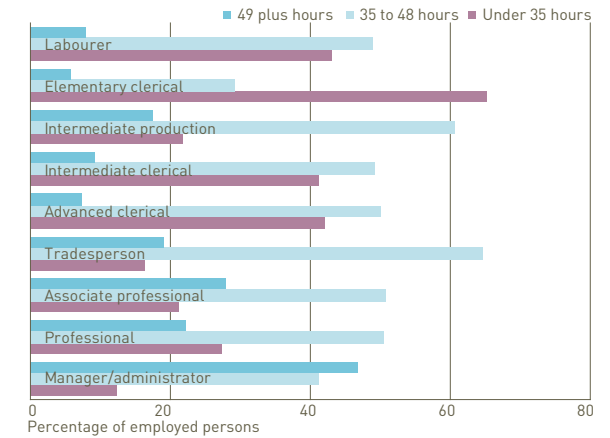
Melbourne's Local Government Areas (LGAs) generally have 35% or more of residents working between 35-48 hours per week. Working over 49 hours a week is less usual. Most areas have at least 20% of employees working less than 25 hours, reflecting the greater importance of part-time employment.

Elementary clerical workers are most likely to work less than 35 hours a week. Tradespeople are most likely to work 'normal' 35-48 hour weeks. Managers and administrators were most likely to work 49 plus hours.

1 Hours worked
Local Government Areas, 2001



2 Weekly working hours by occupation
Aggregated Local Government Areas, 2001

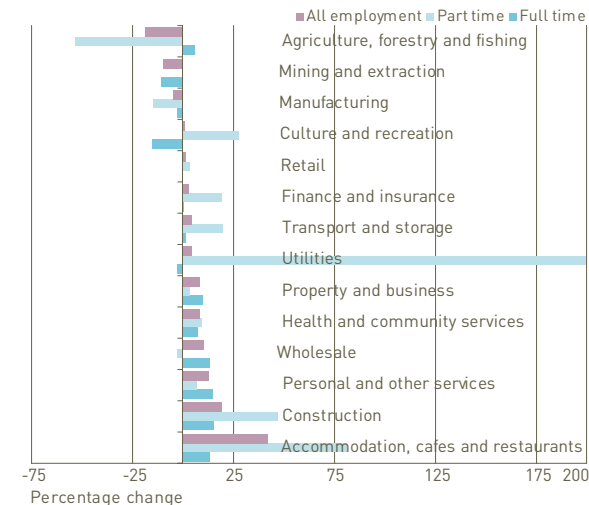


Working hours

The changing nature of employment has seen a shift away from full-time employment in favour of part-time, casual and contract employment. This shift is particularly strong in the accommodation, cafés and restaurants, along with communication services, sport and recreation and the construction industries. The reduction in overall employment in manufacturing involved a greater reduction in part-time jobs than in full-time jobs.

As shown in Figure 4, a breakdown of full time and part time employment within sectors shows that part-time work was most prevalent in 2004 in the accommodation, cafes and restaurants, retail and health and community service sectors.

3 Change in employment within industry sector
Melbourne Statistical Division, 2001-2004



4 Employment numbers by industry
Melbourne Statistical Division, 2004

