

# Melburnians at a glance

## Who makes up Melbourne?

At the 2001 Census, Melbourne was home to around 3.3 million people. In that year, the most common age group was 30-34 years, a result of the national birth rate peaking in 1970 and then declining. The recent rise in fertility is a reflection of the dominance of this age group.

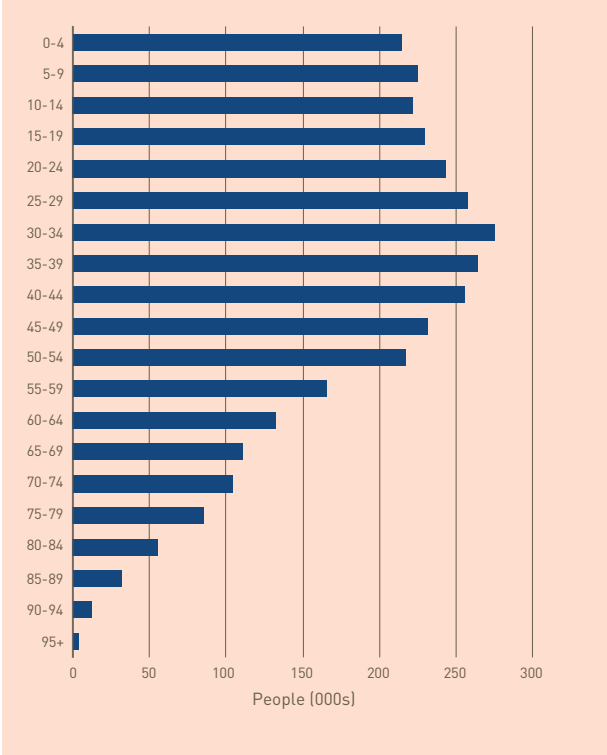
Couples with children were the most common family type, making up 50% of families. Couples without children were the second most common at 33%, followed by one-parent families, comprising 15% of Melbourne families.

The majority of Melbourne's population was born in Australia [2.2 million or 70%]. The next most common birthplace was southern and eastern Europe [9%]. Languages other than English were spoken at home by over 900,000 (27%) of Melburnians.

The most common religious affiliation reported at the 2001 Census was Christianity, and the next largest group was those with no religion. Spatial and time series analysis of these characteristics make up the rest of this chapter.

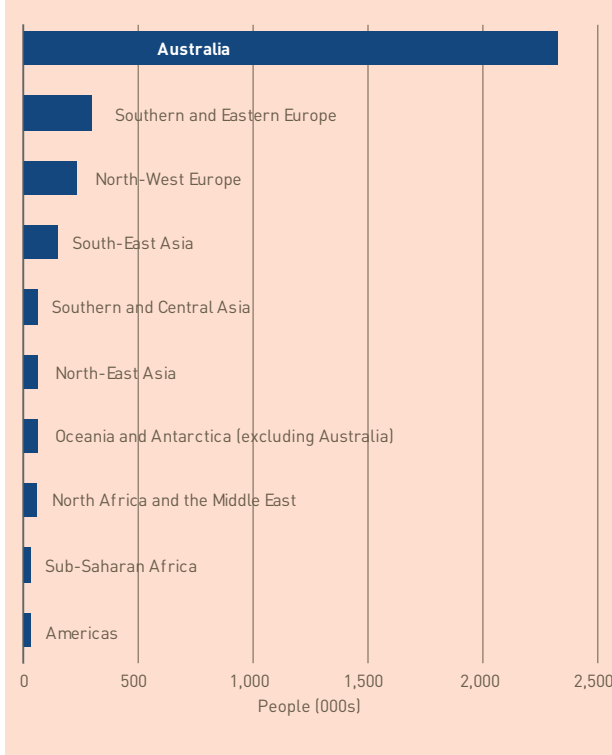
### 1 Age of Melburnians

Melbourne Statistical Division, 2001



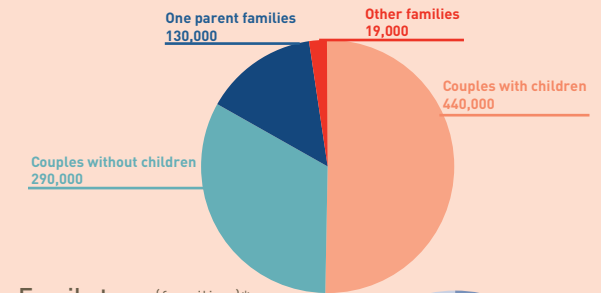
### 2 Birthplace of Melburnians

Melbourne Statistical Division, 2001

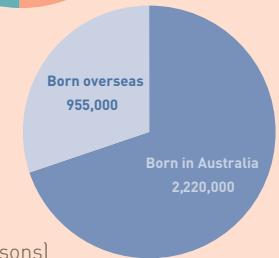


### 3 2001 at a glance

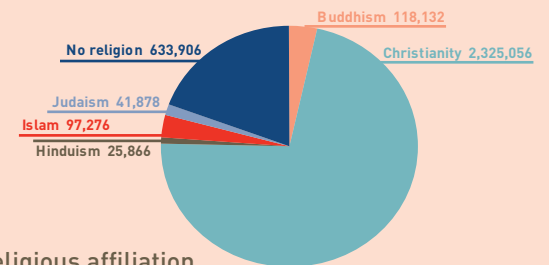
Melbourne Statistical Division, 2001




#### Family type (families)\*



#### Birthplace (persons)



#### Religious affiliation (persons)



#### Language spoken at home (persons)