

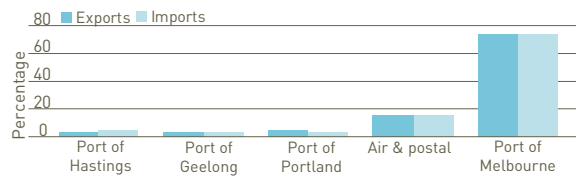
# International and domestic goods movement

## International goods trade

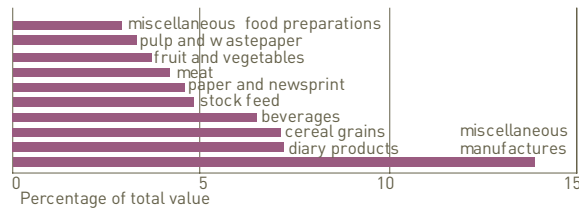
The Port of Melbourne is Australia's largest port by value, handling 20% of the national total or \$47.7 billion worth of trade in 2001-02. The port handles 74% of Victoria's international goods trade by customs value.

Changes in the types of goods traded and technical changes leading to sustained reductions in weight per dollar value may see air freight taking an increased share of imports and exports.

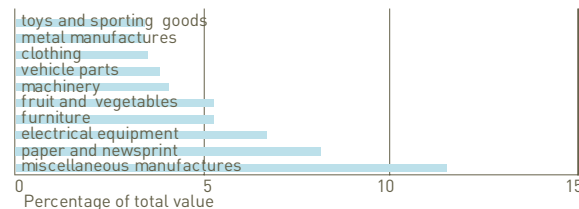
### 1 Victoria's international goods trade by customs value, 2004



### 2 Port of Melbourne's top 10 containerised commodity exports, 2004-05



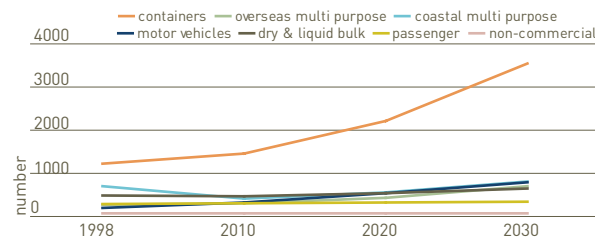
### 3 Port of Melbourne's top 10 containerised commodity imports, 2004-05



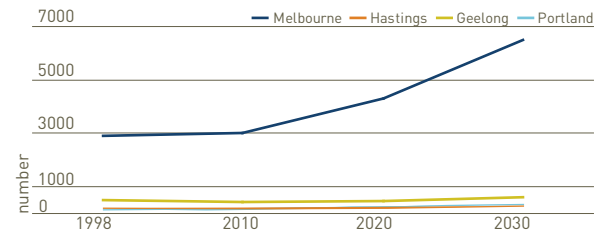
## Sea freight

Metropolitan Melbourne has two major freight ports - Port of Melbourne and Hastings. Both are projected to have rising volumes of exports over the next two decades.

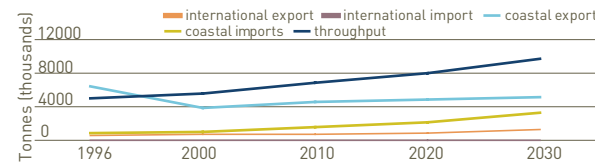
### 4 Ship arrivals by type Port of Melbourne (actual and projected)



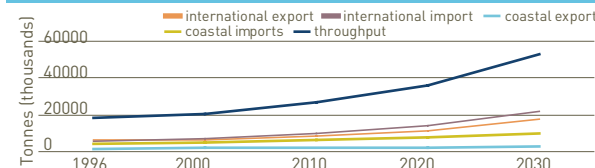
### 5 Ship arrivals at all Victorian Ports (actual and projected)



### 6 Freight traffic, Hastings Port (actual and projected)



### 7 Freight traffic, Port of Melbourne (actual and projected)



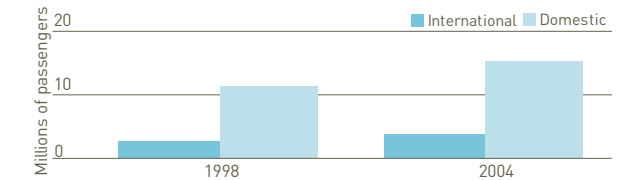
## Air freight

In 2003, Melbourne Airport handled almost 30% of Australia's import and export air freight cargo (measured by both value and weight).

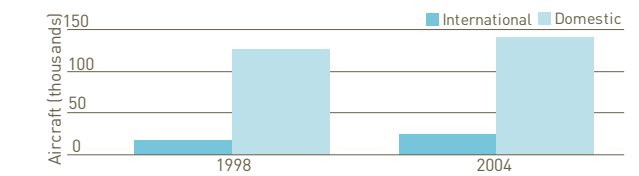
In 2004, Melbourne Airport was Australia's largest exporter of air cargo. Seventy-five percent of all air freight is carried in the holds of passenger aircraft. Domestic movements accounted for the greater share of landed tonnes. Domestic aircraft make up the majority of movements in and out of Melbourne, with 140,000 arrivals and departures in 2004.

Between 1998-2004, domestic passenger volumes increased by 3.8 million people.

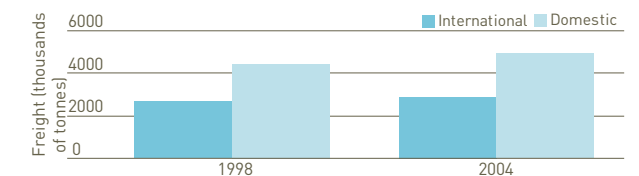
### 8 Melbourne airport passenger volumes, 1998 and 2004



### 9 Melbourne airport aircraft movements, 1998 and 2004



### 10 Melbourne airport landed tonnes (freight), 1998 and 2004



Sources: 1 DOI, 2004, *Victorian Ports Strategic Framework*; 2-3 Port of Melbourne Corporation, *Annual Report 2004-05*; 4-7 Maunsell & McIntyre, 2000, *Victorian Ports Strategic Study Final Report* prepared for DOI and Department of Treasury and Finance (DTF), Melbourne; 8-10 Asia Pacific Airports Corporation, *Annual Report*, 2003-04