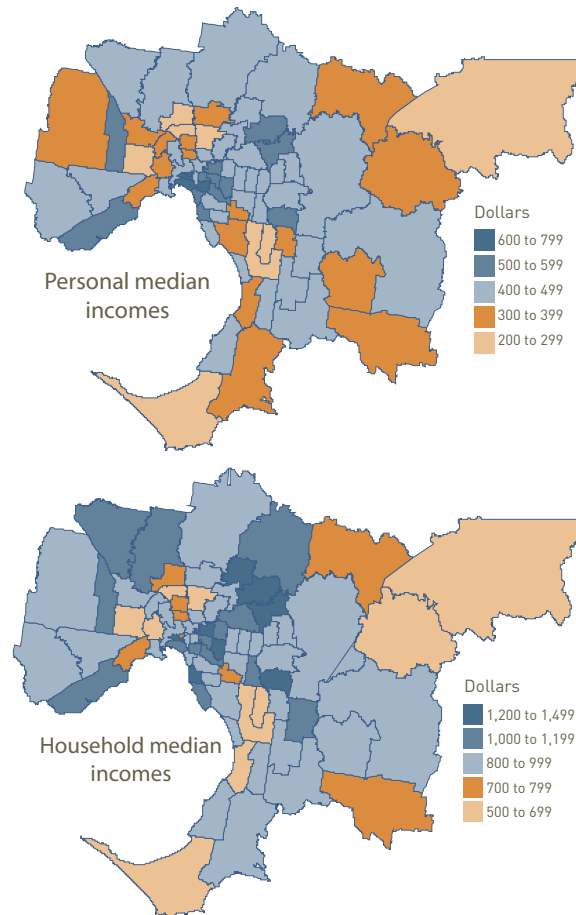


# Household income comparisons

## Individual and household incomes

In 2001, individuals with high median weekly incomes were most concentrated in the inner east, in areas with more young adult residents, higher levels of educational qualifications and smaller average household sizes than other areas. High median household incomes were slightly more spread out.

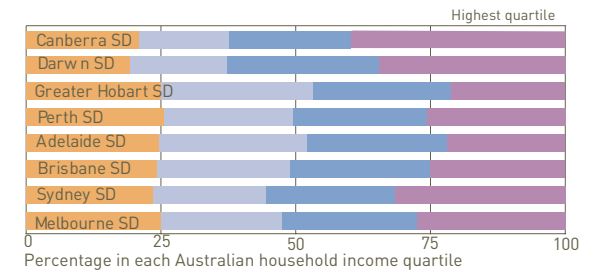
### 1 Median weekly personal and household income Statistical Local Areas, 2001



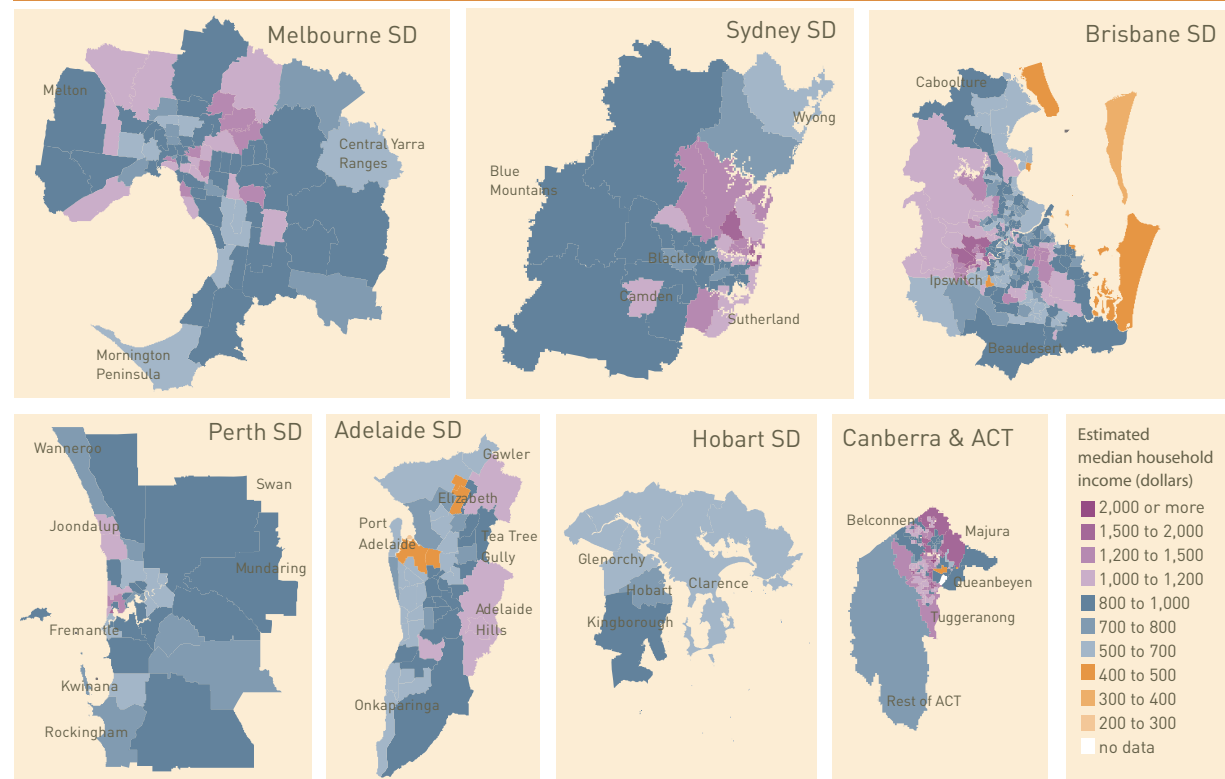
## Household income in Australian capital cities

In 2001, median household incomes in Statistical Local Areas (SLAs) in Melbourne varied between \$500-\$1,500, while in Sydney and Canberra median household incomes in some SLAs were above \$2,000 a week. Brisbane, Adelaide and Canberra contained some SLAs with a median weekly household income of less than \$500. Overall, just under 25% of Melbourne's households had incomes in Australia's lowest 25%, and just over 25% of Melbourne households were in the highest income quartile for Australia.

### 2 Percentage of capital city households in each Australian income quartile Capital City Statistical Divisions, 2001



### 3 Median weekly household income in selected Australian capital cities Statistical Local Areas within Capital City Statistical Divisions, 2001



Sources: 1-3 ABS, *Census of Population and Housing*, 2001. Note: Maps of cities in Map 3 are not all at the same scale.