

# Working hours

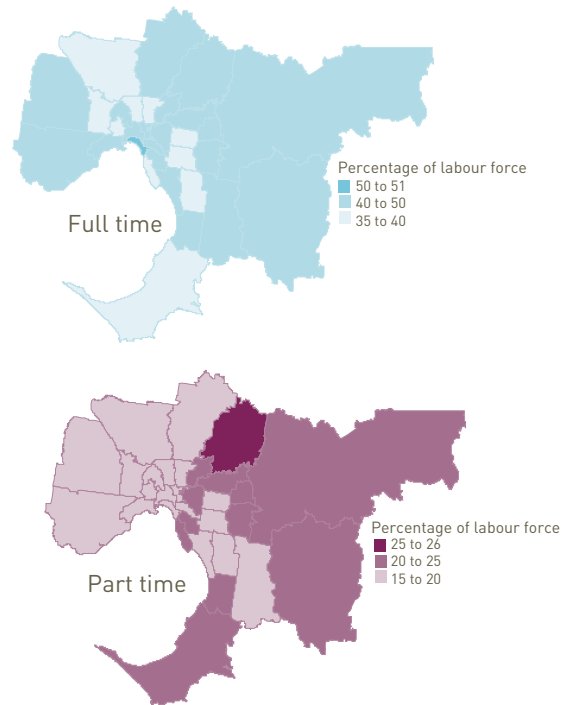
## Full-time and part-time employment

At the 2001 Census, the greatest concentrations of full-time employed residents were living in outer areas of Melton, Nillumbik and Casey, along with inner areas of Melbourne, Stonnington, Yarra and Port Phillip.

Part-time employees formed a smaller proportion of the work force. Nillumbik had the highest concentration of residents in part-time work, while Greater Dandenong and Maribyrnong had the lowest.

### 1 Full-time and part-time employment

Local Government Areas, 2001

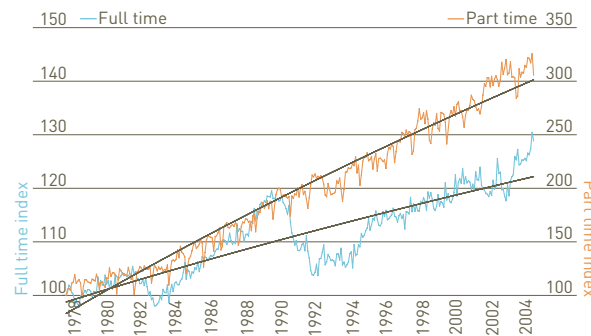


## Changes in full-time and part-time employment

Full-time and part-time employment in Melbourne grew at similar rates from the late 1970s to the late 1980s, before full-time employment declined during the economic downturn of the early 1990s. Since then, full-time employment has experienced fluctuating growth. Part-time employment did not suffer as strongly in the early 1990s and has generally increased. Part-time workers almost doubled from 14% of the work force in 1978 to 26.9% in 2004.

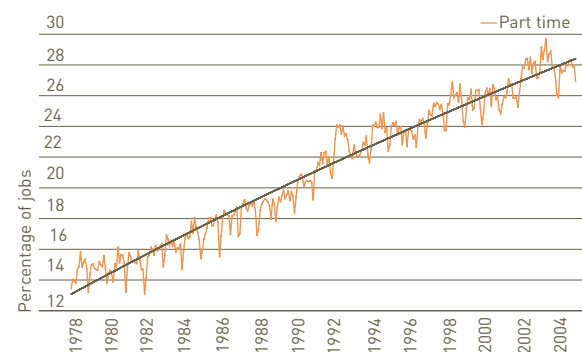
### 2 Full and part-time employment

Melbourne Statistical Division, 1978-2005



### 3 Part-time workers

Melbourne Statistical Division, 1978-2005

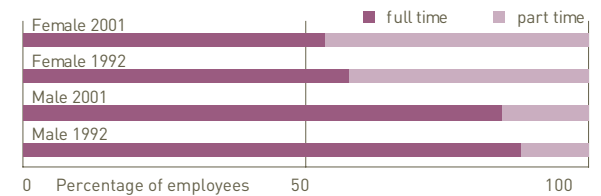


## Gender and employment

In Victoria, while numbers of females in the work force increased between 1992-2001, women still make up a smaller share of the work force and make up a greater share of part-time workers.

### 4 Changes in work hours of males and females

Victoria, 1992-2001



### 5 Gender distribution of full and part-time workers

Victoria, 1992-2001

