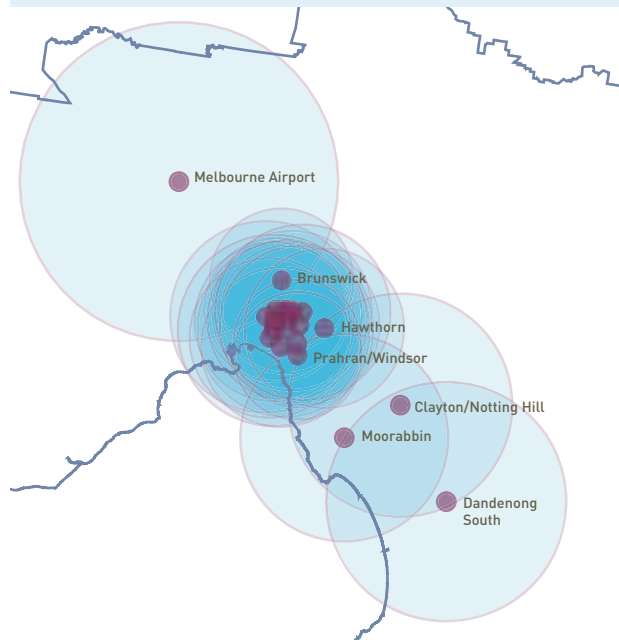
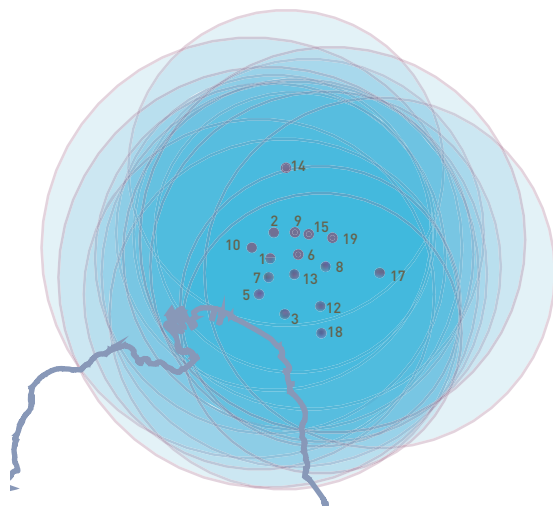


# Where are the large and small firms?

## Average distance to top 20 destinations



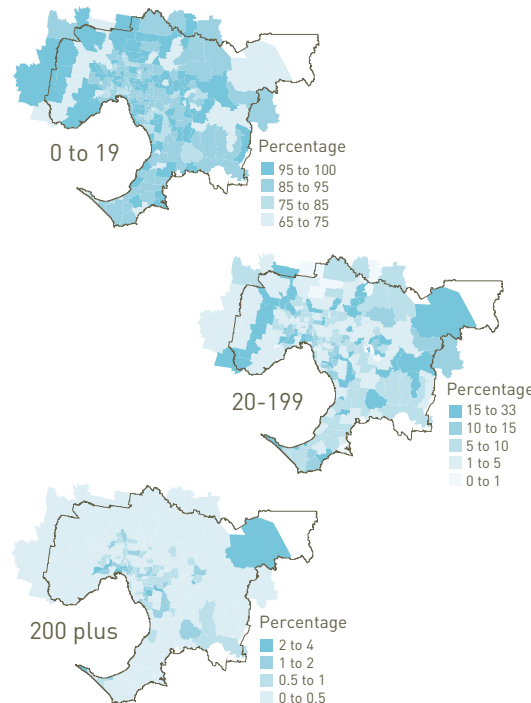
## Enlargement of inner city destinations



## Business size

The majority of the approximately 143,000 businesses registered in Melbourne are small businesses, employing less than 20 people. Across Melbourne, between 65% and 100% of businesses in each postcode area have less than 20 employees. Medium-sized businesses, employing 20-199 employees, are scattered throughout the middle and outer areas of Melbourne, making up between 0% and 33% of businesses in each area. Large businesses, those with 200 or more employees, make up between 0% and 4% of businesses in each postcode area, and are concentrated in inner and middle areas.

### 1 Proportion of businesses with 0-19, 20-199 and 200 or more employees registered in Melbourne postcode areas in 2004



## Business size and industry sectors

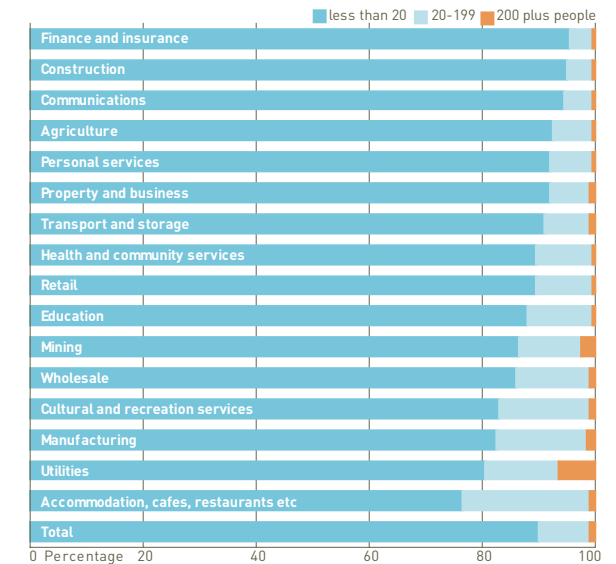
Businesses with less than 20 employees are common across all Melbourne industries. They make up over 95% of businesses in the finance and insurance and construction sectors.

Sectors with higher shares of businesses employing 20-199 people are accommodation, manufacturing and cultural businesses at 22%, 16% and 15% respectively.

Only five sectors have more than 1% of businesses employing 200 or more people. Utilities have the highest proportion of employees in businesses of 200 or more employees (6.5%), followed by mining (2%), then manufacturing, accommodation and cafes and cultural and recreation services (just over 1% each).

### 2 Number of employees by sector

Melbourne postcode areas, 2004



Maps are based on the postcode location of businesses as stated on the Australian Business Register.

Sources: 1-2 DSE analysis of ABS, data available on request, 8161.0.55.001 *Business Register, Counts of Businesses, 2004*. Note that the special tables include only single-state businesses operating in Victoria, and thus the numbers of large businesses in particular may be understated. The figures are DSE estimates, as the base data is provided with some missing data to protect confidentiality.