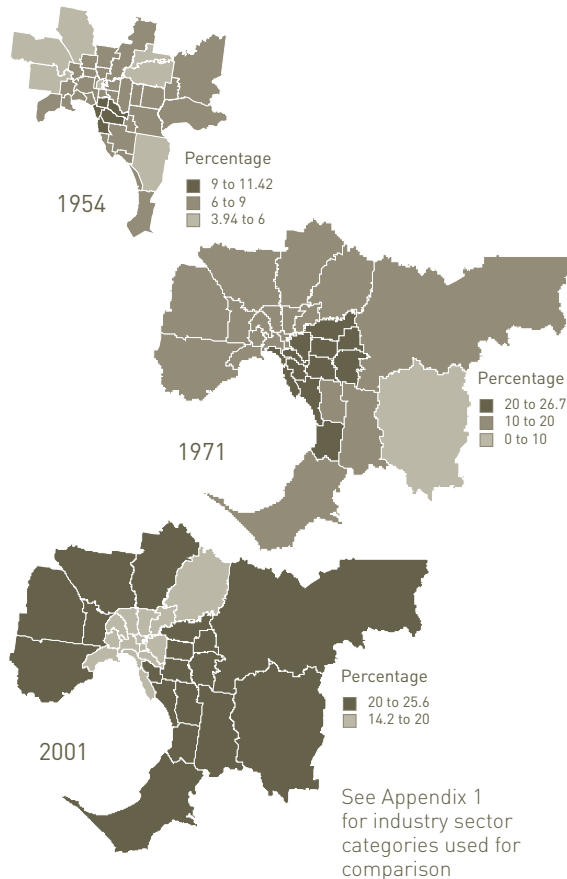


Retail and hospitality changes

Commerce, wholesale and retail trade 1954 to 2001

In 1954, St Kilda had the highest proportion of residents employed in commerce, with 11%. By 2001 Knox and Casey had the highest concentrations, accounting for 25% of employed residents. Yarra had the lowest, with 14% of residents.

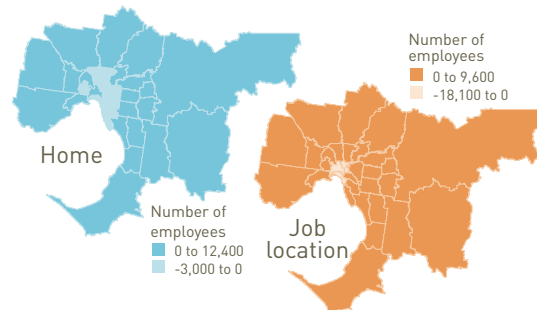
1 Home location of commerce, retail and wholesale trade workers, 1954-2001 Local Government Areas



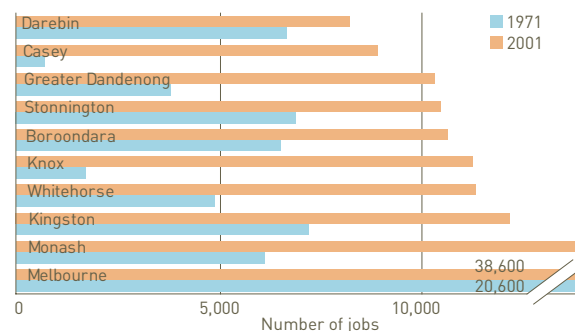
Retail trade 1971 to 2001

Employment in retail trade, Melbourne's second biggest employer, grew by 65% over the 30 years between 1971-2001. This growth largely occurred in middle and outer areas in response to population growth. The cities of Melbourne, Port Phillip and Yarra experienced decline, while all remaining areas experienced some level of increase. Employment in the inner to middle areas generally remained relatively stable over this period.

2 Changes in home and job location of retail trade employees Local Government Areas, 1971 and 2001



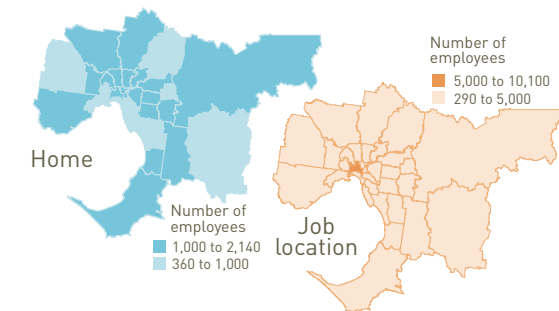
3 Top 10 job locations - retail trade, 1971 and 2001 Local Government Areas



Accommodation, cafes and restaurants 1971 to 2001

While accounting for only a small proportion of Melbourne's overall employment, jobs in accommodation, cafe and restaurant jobs increased significantly between 1971 and 2001, with almost a quarter of this growth occurring in the City of Melbourne. All other areas experienced job increases, with larger increases in Melbourne's east. Numbers of residents employed in this sector grew in all areas.

4 Changes in home and job location of accommodation, cafe and restaurant employees Local Government Areas, 1971 and 2001



5 Top 10 job locations - accommodation, cafes and restaurants, 1971 and 2001 Local Government Areas

