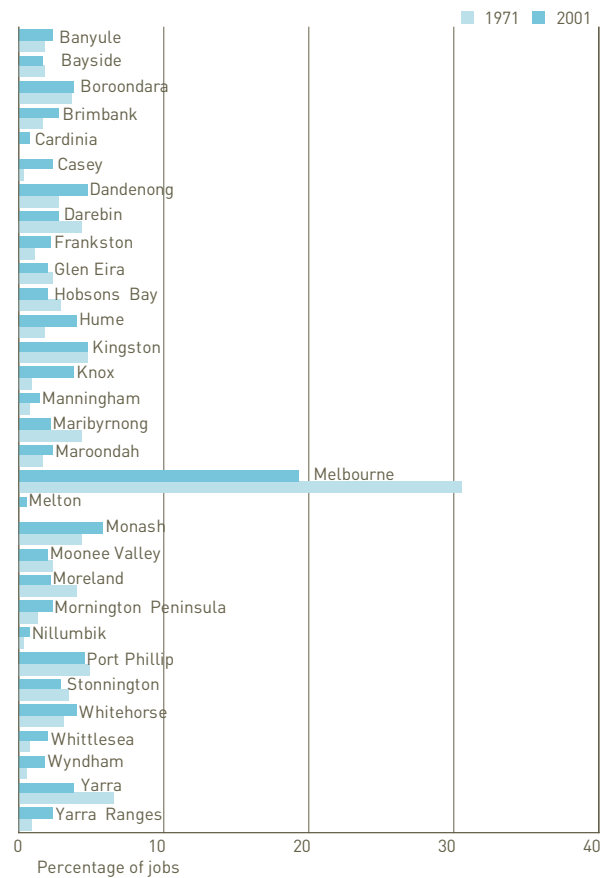


Changing job locations

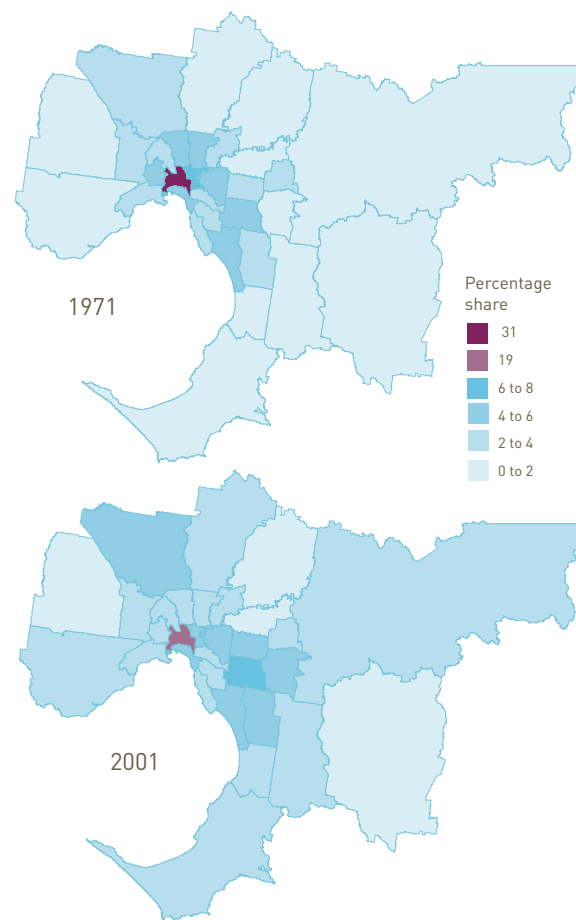
Job shifts 1971 to 2001

The City of Melbourne has the highest percentage of Melbourne's total employment, despite it falling from 31% to 19% between 1971-2001. During this period, Yarra, Darebin, Maribyrnong and Moreland were the only other areas to experience a decline in overall share of employment. The majority of Local Government Areas (LGAs) benefited from decentralisation of some industries, with the strongest outwards job shift being to Greater Dandenong.

1 Changes in Melbourne's total employment Local Government Areas, 1971-2001



2 Distribution of Melbourne's total employment Local Government Areas, 1971 and 2001

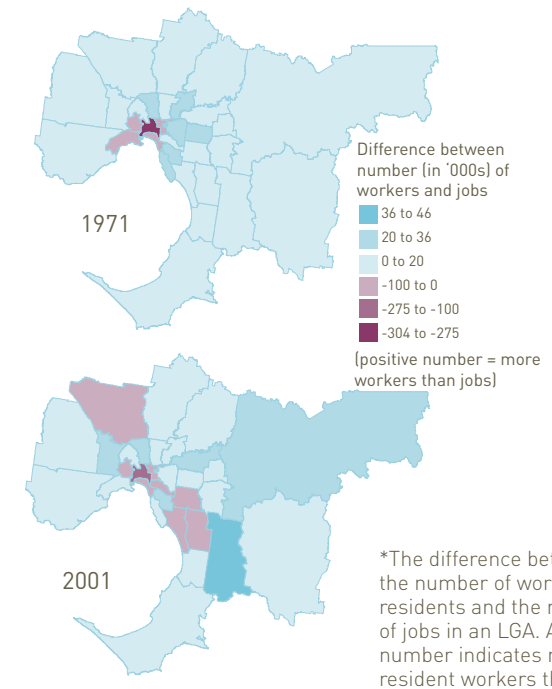


Ratio of jobs to workers in 1971 and 2001

In most areas of Melbourne, there are more employed residents than jobs (darker blue shading indicates a greater surplus of people over jobs).

The outwards shift of jobs since 1971 means some middle to outer LGAs such as Monash, Hume, Kingston and Dandenong now have more jobs than working residents, whereas in 1971 they were dormitory suburbs or not yet settled. These areas have attracted industries seeking a ready land supply and good access to the road network.

3 Numbers of jobs and workers* Local Government Areas, 1971 and 2001



*The difference between the number of working residents and the number of jobs in an LGA. A positive number indicates more resident workers than jobs.