

# Increases in schools and students

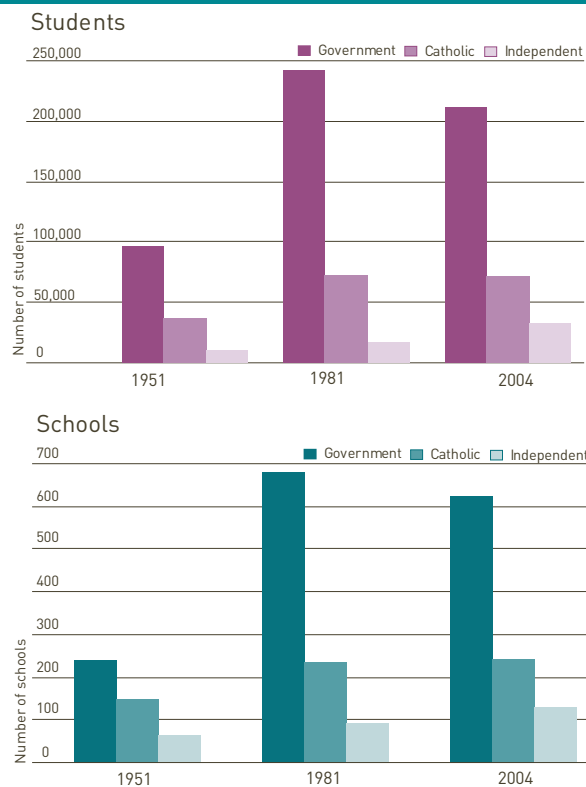
## Primary schools

Schools in Melbourne are in two sectors: government and non government (comprising Catholic and independent schools, including many run by religious organisations). Since the Education Act established a system of 'State schools' in 1872, the government school sector has been predominant in primary schooling in Melbourne.

Government primary schooling expanded rapidly from the 1950s to 1980s in response to the baby boom and in-migration of young families. Numbers of government schools and students have since fallen slightly, while rising in the independent sector.

### 1 Primary students and school numbers

Melbourne, 1951, 1981 and 2004



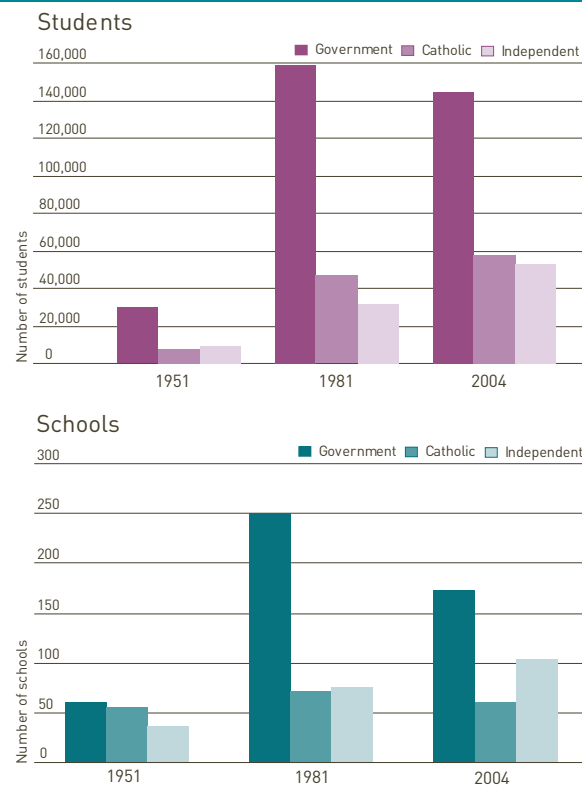
## Secondary schools

The number of secondary schools rose more rapidly than primary schools between the 1950s and 1980s.

Numbers of government and Catholic schools have declined since the 1980s, while numbers of independent schools offering secondary education increased. Secondary enrolments have risen over the last decade in the Catholic and independent sector, and fallen slightly in the government sector.

### 2 Secondary students and school numbers

Melbourne, 1951, 1981 and 2004

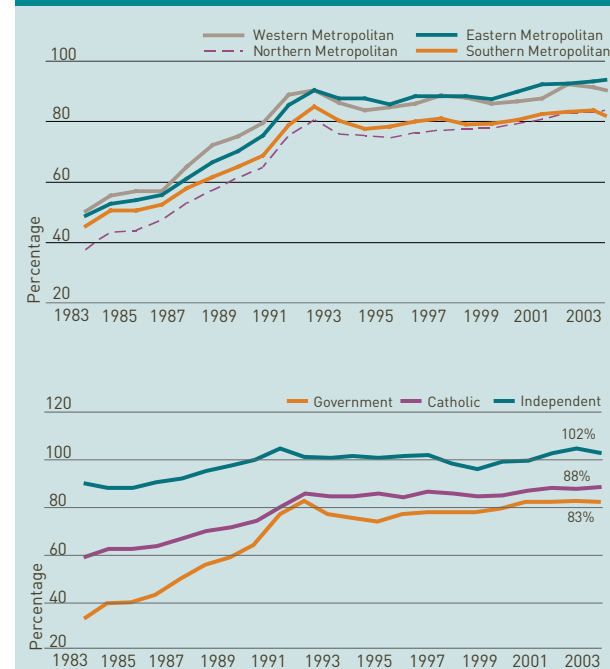


## Rising apparent school retention rates

Apparent retention rates in Years 10-12 have risen across Melbourne over the last 20 years. Apparent retention rates in the government, Catholic and independent sectors have shown similar trends in recent years.

### 3 Apparent retention rates, years 10-12, mid year

Melbourne education regions and sectors, 1983-2004



Note: Apparent retention rates compare the number of full time equivalent students in Year 10 with the number in Year 12 two years later. Thus a school or sector can have a retention rate of more than 100% if more students enrol than leave in that time.

Sources: 1-2 Melbourne and Metropolitan Board of Works (MMBW), 1954, *Melbourne Metropolitan Planning Scheme surveys and analysis*; DSE, unpublished data based on DE&T mid-year data for 1981 and 2004. Data for 1981-2004 includes Yarra Ranges Pt B. Student counts exclude special and language school enrolments. School counts include primary-secondary schools in both categories, and exclude special and language schools; 3 DE&T unpublished data